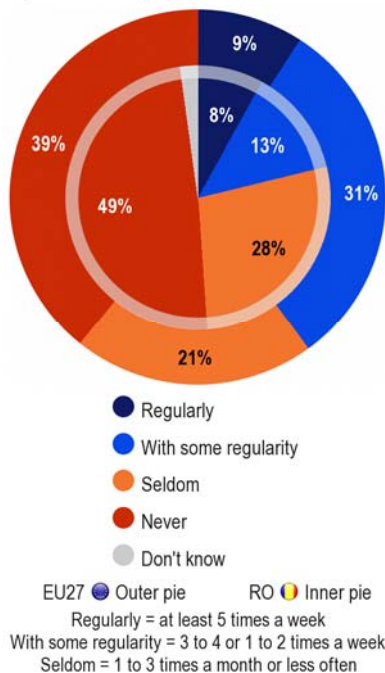


## 1. FREQUENCY OF EXERCISE OR PLAYING SPORT

QF1. How often do you exercise or play sport?



QF1. How often do you exercise or play sport?

Answer: Regularly

 EU27

 RO

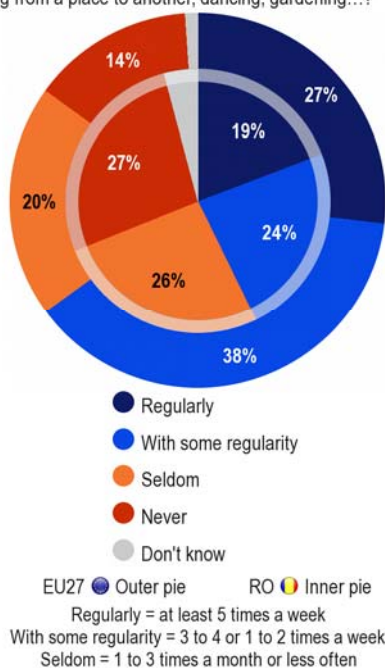
TOTAL	9%	8%
<b>Gender * Age</b>		
Men 15-24	19%	14%
Men 25-39	9%	16%
Men 40-54	7%	5%
Men 55-69	10%	7%
Men 70+	8%	6%
Women 15-24	8%	5%
Women 25-39	7%	6%
Women 40-54	10%	7%
Women 55-69	11%	4%
Women 70+	7%	6%

<b>Difficulties paying bills</b>		
Most of the time	7%	5%
From time to time	7%	5%
Almost never	11%	11%

Socio-demographic breakdown

## 2. FREQUENCY OF ENGAGING IN PHYSICAL ACTIVITY OUTSIDE OF SPORT

QF2. And how often do you engage in a physical activity outside sport such as cycling or walking from a place to another, dancing, gardening...?



QF2. And how often do you engage in a physical activity outside sport such as cycling or walking from a place to another, dancing, gardening...?

Answer: With some regularity

 EU27

 RO

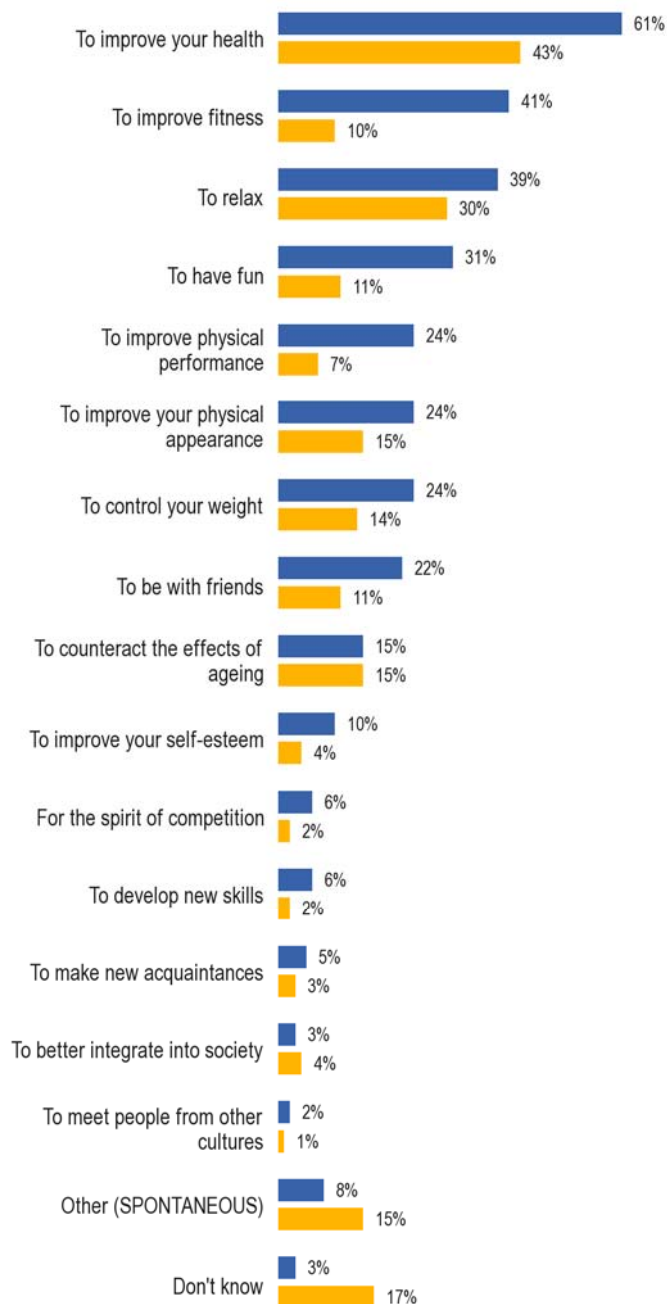
TOTAL	38%	24%
<b>Gender * Age</b>		
Men 15-24	39%	33%
Men 25-39	40%	23%
Men 40-54	38%	23%
Men 55-69	39%	20%
Men 70+	32%	15%
Women 15-24	45%	31%
Women 25-39	38%	29%
Women 40-54	40%	20%
Women 55-69	38%	21%
Women 70+	30%	19%

<b>Difficulties paying bills</b>		
Most of the time	31%	19%
From time to time	36%	24%
Almost never	40%	24%

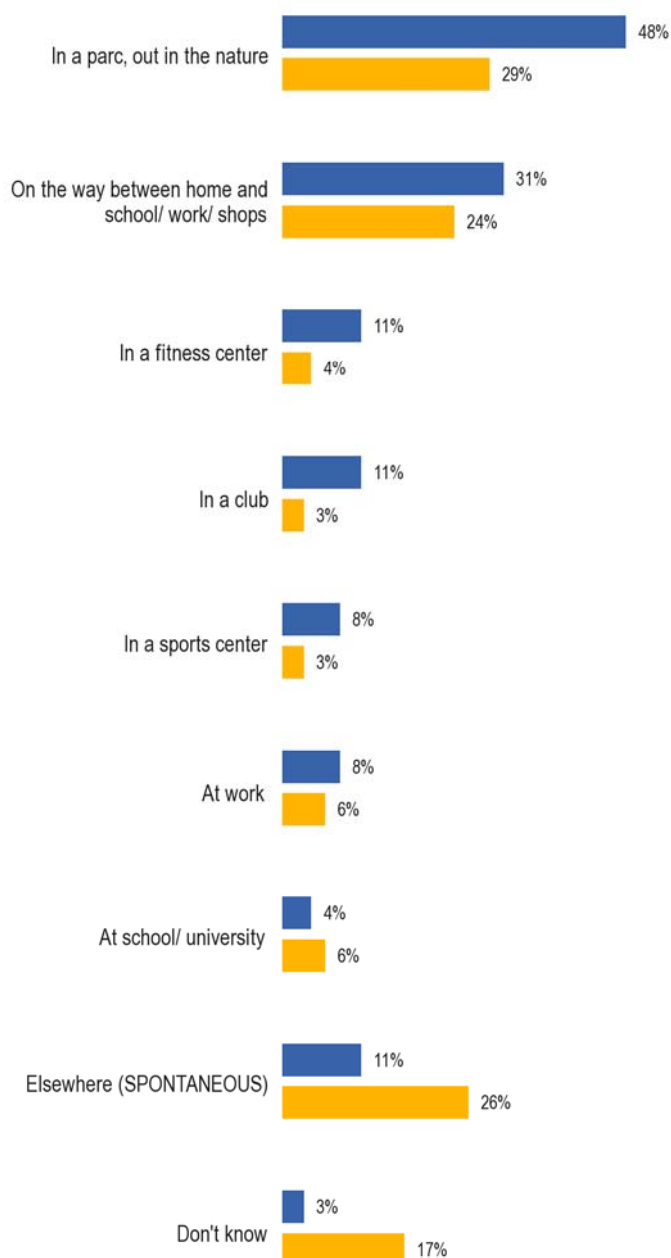
Socio-demographic breakdown

## 3. ENGAGEMENT IN SPORT OR PHYSICAL ACTIVITY

QF4. Why do you engage in sport or physical activity?



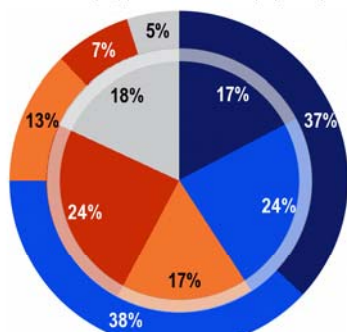
QF3. Where do you engage in sport or physical activity?



## 4. LOCAL OPPORTUNITIES FOR SPORT AND PHYSICAL ACTIVITY

QF6.1. To what extent do you agree or disagree with the following statements about sport and physical activity?

The area where I live offers me many opportunities to be physically active



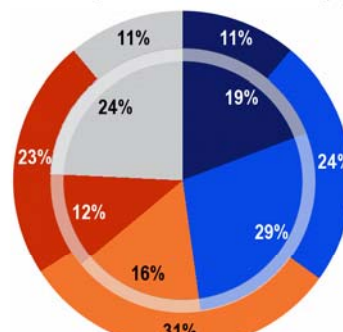
EU27  Outer pie RO  Inner pie

	EU27		RO	
	EB72.3	EB72.3-EB64.3	EB72.3	EB72.3-EB64.3
Strongly agree	37%	+ 2	17%	- 4
Tend to agree	38%	=	24%	- 5
Tend to disagree	13%	- 2	17%	+ 4
Strongly disagree	7%	=	24%	+ 2
Don't know	5%	=	18%	+ 3

Evolution 10/2009 - 11-12/2005 (EU25)

QF6.5. To what extent do you agree or disagree with the following statements about sport and physical activity?

My local authority does not do enough for its citizens in relation to physical activities



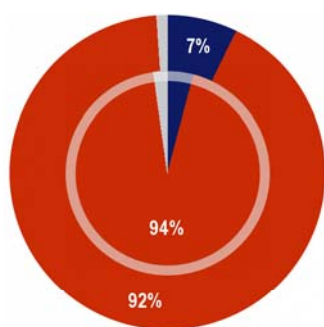
EU27  Outer pie RO  Inner pie

	EU27		RO	
	EB72.3	EB72.3-EB64.3	EB72.3	EB72.3-EB64.3
Strongly agree	11%	- 1	19%	- 9
Tend to agree	24%	- 3	29%	+ 5
Tend to disagree	31%	+ 1	16%	+ 3
Strongly disagree	23%	+ 3	12%	+ 5
Don't know	11%	=	24%	- 4

Evolution 10/2009 - 11-12/2005 (EU25)

## 5. ENGAGEMENT IN VOLUNTARY WORK THAT SUPPORTS SPORTING ACTIVITIES

QF8. Do you engage in voluntary work that supports sporting activities?



Yes  
No  
Don't know

EU27  Outer pie RO  Inner pie

QF8. Do you engage in voluntary work that supports sporting activities?

Answer: Yes

 EU27

 RO

TOTAL	7%	4%
-------	----	----



Education (End of)

15-	4%	1%
16-19	6%	3%
20+	10%	7%
Still studying	10%	7%



Respondent occupation scale

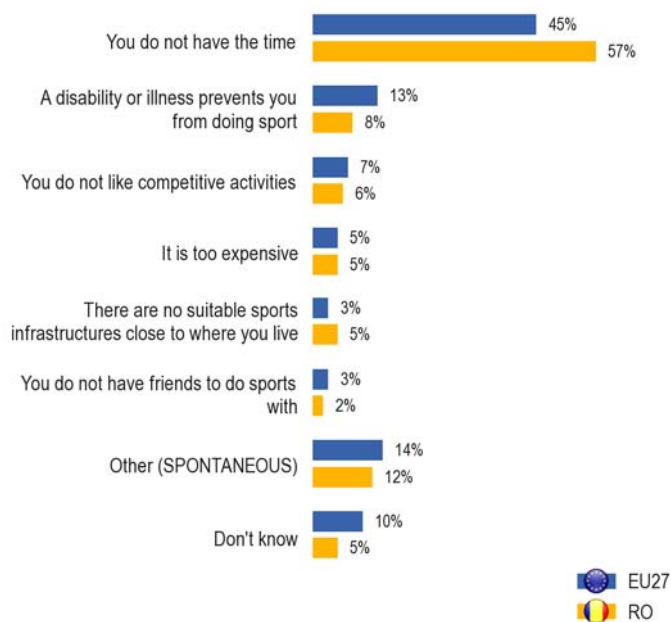
Self-employed	9%	7%
Managers	12%	7%
Other white collars	8%	1%
Manual workers	8%	3%
House persons	4%	4%
Unemployed	6%	3%
Retired	5%	2%
Students	10%	7%

Socio-demographic breakdown



## 6. MAIN REASONS PREVENTING PEOPLE FROM SPORT AND PHYSICAL ACTIVITY

QF5. From the following reasons, what is currently preventing you the most from practicing sport more regularly?



QF5. From the following reasons, what is currently preventing you the most from practicing sport more regularly?

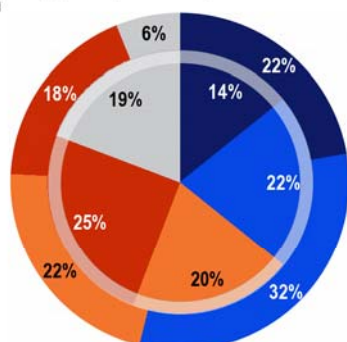
Answer: You do not have the time

	EU27	RO
TOTAL	45%	57%
Gender * Age		
Men 15-24	48%	57%
Men 25-39	62%	68%
Men 40-54	58%	70%
Men 55-69	31%	47%
Men 70+	11%	32%
Women 15-24	53%	59%
Women 25-39	62%	76%
Women 40-54	53%	67%
Women 55-69	28%	40%
Women 70+	8%	11%
Respondent occupation scale		
Self-employed	66%	62%
Managers	64%	82%
Other white collars	64%	73%
Manual workers	59%	73%
House persons	39%	61%
Unemployed	32%	58%
Retired	14%	31%
Students	50%	59%

Socio-demographic breakdown

QF6.3. To what extent do you agree or disagree with the following statements about sport and physical activity?

There are opportunities to be physically active in my area but I do not have time to take advantage of them



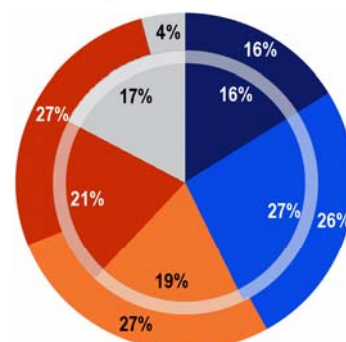
EU27  Outer pie RO  Inner pie

	EU27		RO	
	EB72.3	EB72.3-EB64.3	EB72.3	EB72.3-EB64.3
Strongly agree	22%	+ 2	14%	- 5
Tend to agree	32%	- 1	22%	- 2
Tend to disagree	22%	- 2	20%	+ 4
Strongly disagree	18%	+ 1	25%	+ 1
Don't know	6%	=	19%	+ 2

Evolution 10/2009 - 11-12/2005 (EU25)

QF6.4. To what extent do you agree or disagree with the following statements about sport and physical activity?

Being physically active does not really interest me – I would rather do other things with my spare time



EU27  Outer pie RO  Inner pie

	EU27		RO	
	EB72.3	EB72.3-EB64.3	EB72.3	EB72.3-EB64.3
Strongly agree	16%	=	16%	- 11
Tend to agree	26%	- 2	27%	- 5
Tend to disagree	27%	- 3	19%	+ 2
Strongly disagree	27%	+ 5	21%	+ 8
Don't know	4%	=	17%	+ 6

Evolution 10/2009 - 11-12/2005 (EU25)